

K. Ganesh



Program Book

Community Service Project

**AP STATE COUNCIL OF HIGHER
EDUCATION**

(A STATUTORY BODY OF GOVERNMENT OF ANDHRA PRADESH)



**STUDY ON CLEANLINESS AND HYGIENE
AT POORNA MARKET AREA**

BY

KIMUDU GANESH

REGD.NO : 720130805234



Estd : 1860

**PROJECT WORK SUBMITTED TO MRS. A.V.N COLLEGE,
AFFILIATED TO ANDHRA UNIVERSITY, VISAKHAPATNAM FOR
THE PARTIAL FULFILMENT OF DEGREE OF**

BACHELOR OF SCIENCE

2020 – 2023

DECLARATION

I **KIMUDU GANESH**, student of II B. Sc – C.B.Z., Mrs. A.V.N. Degree College, affiliated to Andhra University here by declared that this project entitled “**Survey on Cleanliness and Hygiene at Poorna Market area**” is a genuine work carried out by me under the guidance of **Mr. P. VENKATA RAO**, Lecturer in Chemistry and **Mrs. P. KRISHNA KUMARI**, HOD, Mrs. A.V.N. Degree College, Visakhapatnam, Andhra Pradesh. Furthermore this project work was not submitted to any other institution or University for awarding any Degree.

Date : 16/3/2023

Place : Visakhapatnam

K. Ganesh

Name & Signature of the Student

MRS. A.V.N COLLEGE




Estd : 1860
VISAKHAPATNAM – 530001

ANDHRA PRADESH

CERTIFICATE

This is to certify that project entitled as “SURVEY ON CLEANLINESS AND HYGIENE AT POORNA MARKET AREA” in “Mrs.A.V.N COLLEGE” is bonafide work done by **KIMUDU GANESH** (Regd.no:720130805234), B.Sc – C.B.Z student under my guidance. I certify that the project work done by him/her is original and has not been submitted to any other information.


(M.Simhadri Naidu)

PRINCIPAL
MRS. A.V.N. COLLEGE
VISAKHAPATNAM


(P.Venkata Rao)

MENTOR

Program Book for Community Service Project

Name of the Student: KIMUDDU. CIANESH

Name of the College: MRS. AVN COLLEGE

Registration Number: 420130805234

Period of CSP: 2 Months From: OCT-1, 2022 To: DEC-28-2022

Name & Address of the Community/Habitation: postna market, post area,
Vizakkiapattanam, 530020, andhra pradesh

Instructions to Students for Community Service Project

Please read the detailed Guidelines on Community Service Project hosted on the website of AP State Council of Higher Education <https://apsche.ap.gov.in>

Link:

<https://apsche.ap.gov.in/Pdf/Guidelines%20for%20the%20OJT%20Internship%20Community%20Service%20Project.pdf>

1. It is mandatory for all the students to complete 2 months (180 hours) of Community Service Project as a part of the 10 month mandatory internship/on the job training.
2. Consider yourself as a committed volunteer in the community, you work with.
3. Every student should identify the village/community/habitation for Community Service Project (CSP) in consultation with the College Principal/the authorized person nominated by the Principal.
4. Report to the community/habitation as per the schedule given by the College. You must make your own arrangements of transportation to reach the community/habitation.
5. You will be assigned with a Faculty Guide from your College. He/She will be creating a WhatsApp group with your fellow volunteers. Post your daily activity done and/or any difficulty you encounter during the programme.
6. You should maintain punctuality in attending the CSP. Daily attendance is compulsory.
7. You are expected to learn about the community/habitation and their problems.
8. Know the leaders and the officials of the community/habitation.
9. While in project, always wear your College Identity Card.
10. If your College has a prescribed dress as uniform, wear the uniform daily.
11. Identify at least five learning objectives in consultation with your Faculty Guide. These learning objectives can address:
 - Information about the community, including the realities and problems of the society.
 - Need for creating awareness on socially relevant aspects/programs.
 - Acquiring specific Life Skills.
 - Learning areas of application of knowledge and technologies related to your discipline.
 - Identifying developmental needs of the community/habitation.

12. Practice professional communication skills with team members, and with the leaders and officials of the community. This includes expressing thoughts and ideas effectively through oral, written, and non-verbal communication, and utilizing listening skills.
13. **Be regular in filling up your Program Book. It shall be filled up in your own handwriting. Add additional sheets wherever necessary.**
14. At the end of Community Service Project, you shall be evaluated by the person in-charge of the community/habitation to whom you report to.
15. There shall also be evaluation at the end of the community service by the Faculty Guide and the Principal.
16. Do not indulge in any political activities.
17. Ensure that you do not cause any disturbance to the inhabitants or households during your interaction or collection of data.
18. Be cordial but not too intimate with the persons you come across during your service activities.
19. You should understand that during this activity, you are the ambassador of your College, and your behavior during the community service programme is of utmost importance.
20. If you are involved in any discipline related issues, you will be withdrawn from the programme immediately and disciplinary action shall be initiated.
21. Do not forget to keep up your family pride and prestige of your College.
22. Remember that you are rendering valuable service to the society and your role in the community development will become part of the history of the community.

Community Service Project Report

Submitted in accordance with the requirement for the degree of.....

Name of the College: MYS. AVN COLLEGE

Department: B.S.C [Botany, Zoology, Chemistry]

Name of the Faculty Guide: P. Venkataso

Duration of the CSP: From Oct.:1. To Dec.: 28 - 2022

Name of the Student: K. Ganesh

Programme of Study B.S.C. Chemistry, Botany, Zoology

Year of Study: IIIrd Year

Register Number: 420130805234

Date of Submission: 16/03/2023

Student's Declaration

I, M. K. Gomathi student of G.P. Program, Reg. No. Y20130805234 of the Department of Chemistry A.V.N. College do hereby declare that I have completed the mandatory community service from 06.11.22 to 06.12.22 in Prothomamary (Name of the Community/Habitation) under the Faculty Guideship of P. Krishna Kumari (Name of the Faculty Guide), Department of Chemistry in Mrs. A.V.N. Degree College

K. Gomathi

(Signature and Date)

16/03/2023

Endorsements

P.K.

Faculty Guide

P. KRISHNA KUMARI
HOD-IN CHEMISTRY
DEPARTMENT OF CHEMISTRY
Head of the Department
VISAKHAPATNAM-530001

M. K.

Principal
PRINCIPAL
Mrs. A.V.N. COLLEGE
VISAKHAPATNAM

Certificate from Official of the Community

This is to certify that K. S. Soudh..... (Name of the Community Service Volunteer) Reg. No. 12A130805234 of MIRAJAJI College. Name of the College) underwent community service in Pala..Masihat..... (Name of the Community) from Oct. 21.. to Dec. 28....

The overall performance of the Community Service Volunteer during his/her community service is found to be Good..... (Satisfactory/Good).


2108208
BYWARD STREET
SECRETARIAT

Authorized Signatory with Date and Seal

ACKNOWLEDGEMENTS

Primarily I would thank god for being able to complete this project with success. Then I would like to thank my science teacher Mr.

whose valuable guidance has been the success. His suggestions and his instructions has served as the major contributor to the completion of cleanliness and hygienic project.

Then, I would like to thank my parent and friends who have helped me with their valuable suggestions and guidance has been helpful in various phases of the completion of the project.

Last but not least I would like to thank my classmate who helped me a lot.

My sincere efforts have made me to accomplish the task of completing this project.

CHAPTER 1: EXECUTIVE SUMMARY

The community service report shall have only a one-page executive summary. It shall include a brief description of the Community and summary of all the activities done by the student in CSP and five or more learning objectives and outcomes.

- * We should always keep our surroundings neat and clean.
- * It is our duty to keep our country clean.
- * The main goal of cleanliness is health.
- * It avoids the spreading of dirt.
- * Cleanliness is very important for personal hygiene, work and a healthy environment.
- * We must take responsibility for cleaning our home, and society.
- * A clean and healthy society is very essential for the progress of the nation.
- * Cleanliness is a habit.
- * We should always throw garbage in dustbins.
- * We all must follow cleanliness rules and regulations.
- * Use a dustbin to throw waste. Do not throw waste on the ground.
- * Cleanliness is very important in our life.
- * Cleanliness keeps us healthy.
- * Our cleanliness can save the environment.
- * Cleanliness is a good habit.

CHAPTER 2: OVERVIEW OF THE COMMUNITY

- About the Community/Village/Habitation including historical profile of the community/habitation, community diversity, traditions, ethics and values.
- Brief note on Socio-Economic conditions of the Community/Habitation.

Solid waste is any material that is primarily not a liquid or gas and is unwanted and/or unvalued, discarded by its owner, and can be from domestic, commercial or industrial operation.

Solid waste management entails the collection, transportation and disposal services. Cleanliness is both the abstract state of being clean and free from germs, dirt, trash or waste, and the habit of achieving and maintaining that state.

Cleanliness is often achieved through changing culturally, cleanliness is usually a good quality, as indicated by the aphorism,

"Cleanliness is next to godliness" and may be regarded as contributing to other ideals such as health and beauty.

As an assertion of moral superiority or respectability, cleanliness has played a role in establishing cultural values in relation to social class, humanitarianism, and cultural imperialism.

Cleanliness is linked with better hygiene by getting involved in community service at a young age.

CHAPTER 3: COMMUNITY SERVICE PART

Description of the Activities undertaken in the Community during the Community Service Project. This part could end by reflecting on what kind of values, life skills, and technical skills the student acquired.

Students benefits in a lot of ways,

- * Develops an increased sense of social responsibility a global view of society and a heart for "giving back" and a helping others.

→ Activities Done:

1. Survey conducted in area
2. conducted community awareness campaigns
3. project implemented in area.
4. created project report.







→ Values learnt:

1. Cooperation, 2. compassion, 3. Considerate,
4. morality, 5. Respect, 6. kindness, 7. courage,

→ Technical Skills learnt:

1. Data analysis
2. writing
3. project management
4. Analytics
5. Team work
6. Research.

ACTIVITY LOG FOR THE FIRST WEEK

DAY & DATE	BRIEF DESCRIPTION OF THE DAILY ACTIVITY	LEARNING OUTCOME	Person In-charge Signature
Day - 1	Surveying the villagers	Data collection and analyzing	
Day - 2	Surveying the rural area	Data collection and analyzing	
Day - 3	Surveying the rural area	Data collection and analyzing	
Day - 4	Surveying the rural area	Data collection and analyzing	
Day - 5	Surveying the rural area	Data collection and analyzing	
Day - 6	Surveying the rural area	Data collection and analyzing	

WEEKLY REPORT

WEEK - 1 (From Dt. Oct. 1 to Dt. Oct. 7.)

Objective of the Activity Done: To collect Demography data

Detailed Report:

In this first week, our mentor made a team with 4 members to do community service project in railway new colony which is under visakhapatnam municipal corporation, andhra pradesh we selected topic.

Cleanliness and Hygiene:

Covers in the drains:

Check that they are well placed and that
check that they are can enter through them.







* Window screens and mosquito nets: they are to prevent the entry of birds and insects, we must check that they do not have holes or
and broken.

* Buckets must always be closed. Except when
used.

* Do not leave doors or windows open without
protection, to prevent the entry of birds, insects,

* always wash hands after handling garbage
or waste.

ACTIVITY LOG FOR THE SECOND WEEK

DAY & DATE	BRIEF DESCRIPTION OF THE DAILY ACTIVITY	LEARNING OUTCOME	Person In-charge Signature
Day - 1	"Cleanliness and hygienic" campaign conducted	We are keeping our surroundings clean also removing stagnant water	
Day - 2	"Empowerment of women" campaign conducted	Given some more awareness to women to be independent financially and to be educated	
Day - 3	"Green Earth make it Happen" campaign conducted	Demonstrated how earth is being polluted and suggested to save it	
Day - 4	"Dry waste and wet waste separation" campaign conducted	They know about the environment benefits of separating dry and wet waste.	
Day - 5	"Digital in Rural" campaign conducted	Given awareness on blind operation and work -let digital in every home	
Day - 6	"Diseases caused by mosquitoes" campaign conducted.	They started using mosquito nets and some started meshing their stagnant water.	

WEEKLY REPORT

WEEK - 2 (From Dt. Oct. 10 to Dt. Oct. 16)

Objective of the Activity Done:

Detailed Report:







In this second week, we (team)

Continued surveying the remaining houses in railway new colony our survey had ended in this weekend.

When compared to first week, we had lot of experiences with rural area while conducting survey in village, the experiences are,

- rural are still believing superstitions,
- They do not have awareness on the social media news,
- during survey, we have seen only small people.
- As an assertion of moral superiority & respectability, cleanliness has played a role in establishing cleanliness has its value in relation to social class, humanism,
- on a practical level, cleanliness is thus related to hygiene and disease prevention.
- washing is one way of achieving physical cleanliness, usually with water and often some kind of soap & detergent,
- cleaning procedures are of the utmost importance in many forms of manufacturing.

ACTIVITY LOG FOR THE THIRD WEEK

DAY & DATE	BRIEF DESCRIPTION OF THE DAILY ACTIVITY	LEARNING OUTCOME	Person In-charge Signature
Day - 1	"Health and Hygiene" campaign conducted	Given some message regarding death & Hygiene so avoid diseases.	
Day - 2	"Waste caused due to Superstitions" Campaign conducted	Given awareness on blind superstitions and no use of them so practice	
Day - 3	"practice of constructing soak pits" campaign conducted	Given some awareness that soak pit absorb water so not pollute the ground.	
Day - 4	"End plastic pollution Campaign" conducted	This campaign helps people understand the impacts of plastic pollution on ecosystem	
Day - 5	"Plant something green" campaign conducted	This campaign is to encourage home owners to beautify their lands and provide environment	
Day - 6	"Green peace's Detox" Campaign conducted	Given some awareness about the toxic gases release by industries and their effects	

WEEKLY REPORT

WEEK - 3 (From Dt. Oct. 14. to Dt. Oct. 20.)

Objective of the Activity Done:

Community awareness campaigns conducted

Detailed Report:

In this this week we have conducted totally 6 Campaigns in rural areas. During survey we found rural areas should need awareness on some aspects, so that they can change this mind and step towards Community-Development.







To make village clean and green, we conducted "Health and hygiene" we advised people to avoid surroundings uncleanliness, we advised them about unhygienic habits.

"Soak pits" serve as secondary chambers receiving effluent from a primary sanitation technology. It the treatment of waste water gradually allow the treatment of waste water into the surrounding soil.

"plastic pollution" is the accumulation of plastic objects and particles in the earthy environment that adversely affects human, wild life and their habits.

The main goal of the Detox campaign was to reduce water pollution caused by toxic chemicals stemming from the global textile industry by targeting,

ACTIVITY LOG FOR THE FOURTH WEEK

DAY & DATE	BRIEF DESCRIPTION OF THE DAILY ACTIVITY	LEARNING OUTCOME	Person In-charge Signature
Day - 1	project implementation plan is made	Data analysis critical thinking problem solving	
Day - 2	A Clean Body is a healthy Body	Keeping our body clean will protect from several bacteria	
Day - 3	on the 4th week visited the house and survey again on the clean limit and hygienic	All are hygienic	
Day - 4	after all procedures done then I am ready to write the C&P manual	written skill	
Day - 5	searching in the internet for gathering information for selected community	internet skills	
Day - 6	All the matter is gathered a selected best information & written in log book.	thinking.	

WEEKLY REPORT

WEEK - 4 (From Dt. DEC. 19. to Dt. DEC. 25.)

Objective of the Activity Done: Project Implementation in rural area:

Detailed Report:

In this past weeks, we have implemented our project in railway new colony area. This implementation of project included explaining Bannu plastic items development goals, ways to start small business in rural food area,







TM Cleanliness and hygiene is very important in today's society for both health and social reasons. Keeping your hands and body clean is very important in stopping the development and spread of illness and infection. This simple habit doesn't just benefit you, but it can help protect those around you too.

Personal hygiene is how you care for your body. This practice includes bathing, washing your hands, brushing your teeth and more. Every day come into contact with millions of outside germs and viruses. They can linger on your body and in some cases, they may make you sick.

Being hygienic

* is very important if you wish to have a healthy life when you take pride in your hygiene confidence and success will automatically come to your door step.

ACTIVITY LOG FOR THE FIFTH WEEK

DAY & DATE	BRIEF DESCRIPTION OF THE DAILY ACTIVITY	LEARNING OUTCOME	Person In-charge Signature
Day - 1	Organizing the primary data collected through Survey	writing data analysis	
Day - 2	TO collect demogra- -phy data	Data analysis Decision	
Day - 3	All the collected data & the information is shown to our model	with our model collected small mistakes then I corrected	
Day - 4	After that all information was written in C & P Program Book	Hand writing Notes.	
Day - 5	Program Book is make into a pay	usage of mobile	
Day - 6	I think the project completed & learn so much information	Critical thinking	

WEEKLY REPORT

WEEK - 5 (From Dt. 25.11.23. to Dt. 01.12.23.)

Objective of the Activity Done: project final report writing

Detailed Report:

In this fifth week, we the fifteen members of our team had gathered in college and analyzed the raw data collected during survey. The primary data was clearly and neatly observed and we made final report of our survey data and submitted in college.

First we organized the primary data collected through survey, then we discussed with in our team on the final report and how to make it.

We analyzed the raw data and further study then the tabular data, made in to a graphical presentation.

The final report was made with the campaign conducted data and description of data. At last we submitted our report to the college.

We have worked daily for 6 hours for this project. Totally we have worked 180 hours [30 days x 6 hrs = 180 hours] to complete and submit of this project. We enjoyed process. Cleanliness is one of the most important qualities of life. It is considered next to godliness.

CHAPTER 5: OUTCOMES DESCRIPTION

Details of the Socio-Economic Survey of the Village/Habitation. Attach the questionnaire prepared for the survey.

Socio-Economic Survey of Jalariyata:

Jalariyata pda area is pda area.

The economic conditions of rural area are very poor. we are struggling financially as of their physical disability.

* Questionnaire used in the Survey:

- 1 How do you feel about the cleanliness in your local environment?
- 2 After cleaning the house, what will you do the waste material?
- 3 How many times in a week, the street cleaning are done in the streets?
- 4 Are you using plastic items?
- 5 Are you using dust bin or not?
- 6 How the waste materials are collected?
- 7 What kind of toilets in your family members use?
- 8 Where do you get drinking water per day?
- 9 Are you using any separate bin and wet dust bin separately?

Mrs.A.V.N COLLEGE
COMMUNITY SERVICE PROJECT
CLEANINGNESS AND HYGIENE

*Recipient name: N. Savitri *DOB: 15/03/1996

*Address: P31st area *Phone no:

*Sex Female

1. How do you feel that the cleanliness in your local environment? A. Yes B. No
2. After cleaning the house where do you throw waste materials out side
3. How many times dustbins in your street are been cleaned? 2 times
4. Are you using plastic bags? A. Yes B. No
5. Are you using dustbins? A. Yes B. No
6. Are you using washrooms in your house? A. Yes B. No
7. From where do you bring drinking water? Deep water
8. Are you using dry dustbin & wet dustbin? A. Yes B. No

Mrs.A.V.N COLLEGE
COMMUNITY SERVICE PROJECT
CLEANINGNESS AND HYGIENE

*Recipient name: V. Lakhimi *DOB: 8/06/1995

*Adress: p 217 00102 *Phone no:

*Sex FEMALE

1. How do you feel that the cleanliness in your local environment? A. Yes B. No
2. After cleaning the house where do you throw waste materials dustbin
3. How many times dustbins in your street are been cleaned? 1 time
4. Are you using plastic bags? A. Yes B. No
5. Are you using dustbins? A. Yes B. No
6. Are you using washrooms in your house? A. Yes B. No
7. From where do you bring drinking water? Mineral water
8. Are you using dry dustbin & wet dustbin? A. Yes B. No

Mrs.A.V.N COLLEGE
COMMUNITY SERVICE PROJECT
CLEANINGNESS AND HYGIENE

*Recipient name: M. TOTA amma DOB: 19/03/1997

*Address: New colony *Phone no:

*Sex female

1. How do you feel that the cleanliness in your local environment? A. Yes B. No
2. After cleaning the house where do you throw waste materials outside
3. How many times dustbins in your street are been cleaned? 9 times
4. Are you using plastic bags? A. Yes B. No
5. Are you using dustbins? A. Yes B. No
6. Are you using washrooms in your house? A. Yes B. No
7. From where do you bring drinking water? Pure water
8. Are you using dry dustbin & wet dustbin? A. Yes B. No

Mrs.A.V.N COLLEGE
COMMUNITY SERVICE PROJECT
CLEANINGNESS AND HYGIENE

*Recipient name: V. alyamma *DOB: 24/01/1986

*Adress: Jabai pata *Phone no:

*Sex female

1. How do you feel that the cleanliness in your local environment? A. Yes B. No

2. After cleaning the house where do you throw waste materials outside

3. How many times dustbins in your street are been cleaned? 3 times

4. Are you using plastic bags? A. Yes B. No

5. Are you using dustbins? A. Yes B. No

6. Are you using washrooms in your house? A. Yes B. No

7. From where do you bring drinking water? Tap water

8. Are you using dry dustbin & wet dustbin? A. Yes B. No

Mrs.A.V.N COLLEGE
COMMUNITY SERVICE PROJECT
CLEANINGNESS AND HYGIENE

*Recipient name: CH. raji *DOB: 06/03/1994

*Adress: P.B.A.M. market *Phone no:

*Sex female

1. How do you feel that the cleanliness in your local environment? A. Yes B. No

2. After cleaning the house where do you throw waste materials? Dustbin

3. How many times dustbins in your street are been cleaned? 4 times

4. Are you using plastic bags? A. Yes B. No

5. Are you using dustbins? A. Yes B. No

6. Are you using washrooms in your house? A. Yes B. No

7. From where do you bring drinking water? T.B. water

8. Are you using dry dustbin & wet dustbin? A. Yes B. No

Mrs.A.V.N COLLEGE
COMMUNITY SERVICE PROJECT
CLEANINGNESS AND HYGIENE

*Recipient name: D. Vamalkhi *DOB: 19/01/1978

*Adress: Nav colony *Phone no:

*Sex female

1. How do you feel that the cleanliness in your local environment? A. Yes B. No
2. After cleaning the house where do you throw waste materials out side
3. How many times dustbins in your street are been cleaned? 2 times
4. Are you using plastic bags? A. Yes B. No
5. Are you using dustbins? A. Yes B. No
6. Are you using washrooms in your house? A. Yes B. No
7. From where do you bring drinking water? mineral water
8. Are you using dry dustbin & wet dustbin? A. Yes B. No

Mrs.A.V.N COLLEGE
COMMUNITY SERVICE PROJECT
CLEANINGNESS AND HYGIENE

*Recipient name: K. Konda Koushik *DOB: 15/07/1998

*Adress: PBT area *Phone no:

*Sex female

1. How do you feel that the cleanliness in your local environment? A. Yes B. No

2. After cleaning the house where do you throw waste materials waste time

3. How many times dustbins in your street are been cleaned? 9 times

4. Are you using plastic bags? A. Yes B. No

5. Are you using dustbins? A. Yes B. No

6. Are you using washrooms in your house? A. Yes B. No

7. From where do you bring drinking water? Pure water

8. Are you using dry dustbin & wet dustbin? A. Yes B. No

Mrs.A.V.N COLLEGE
COMMUNITY SERVICE PROJECT
CLEANINGNESS AND HYGIENE

*Recipient name: V. Dhana *DOB: 25/08/1994

*Address: New Colony *Phone no:

*Sex: female

1. How do you feel that the cleanliness in your local environment? A. Yes B. No

2. After cleaning the house where do you throw waste materials _____

3. How many times dustbins in your street are been cleaned? _____

4. Are you using plastic bags? A. Yes B. No

5. Are you using dustbins? A. Yes B. No

6. Are you using washrooms in your house? A. Yes B. No

7. From where do you bring drinking water? Public water

8. Are you using dry dustbin & wet dustbin? A. Yes B. No

Mrs.A.V.N COLLEGE
COMMUNITY SERVICE PROJECT
CLEANINGNESS AND HYGIENE

*Recipient name: M. Dhana *DOB: 26/09/1985

*Adress: pit area *Phone no:

*Sex female

1. How do you feel that the cleanliness in your local environment? A. Yes B. No
2. After cleaning the house where do you throw waste materials Dustbin
3. How many times dustbins in your street are been cleaned? 3 times
4. Are you using plastic bags? A. Yes B. No
5. Are you using dustbins? A. Yes B. No
6. Are you using washrooms in your house? A. Yes B. No
7. From where do you bring drinking water? MINERAL water
8. Are you using dry dustbin & wet dustbin? A. Yes B. No



Visakhapatnam, Andhra Pradesh, India

22-29-16, Port Area, Visakhapatnam, Andhra Pradesh

530020, India

Lat 17.698948°

Long 83.300335°

16/09/22 04:33 PM GMT +05:30



Visakhapatnam, Andhra Prade

22-29-16, Port Area, Visakhapatnam, Andh

530020, India

Lat 17.698945°

Long 83.300346°

16/09/22 04:33 PM OMT +05:30



Visakhapatnam, Andhra Pradesh, India

22-29-16, Port Area, Visakhapatnam, Andhra Pradesh

530020, India

Lat 17.698946°

Long 83.300358°

16/09/22 04:33 PM GMT +05:30



Visakhapatnam, Andhra Prade

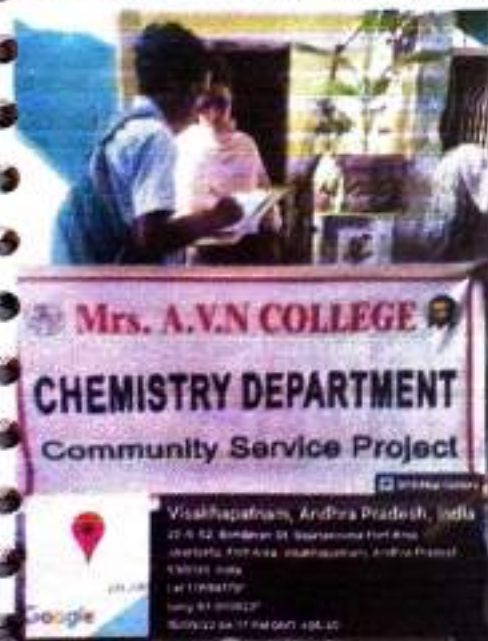
22-29-16, Port Area, Visakhapatnam, Andh

530020, India

Lat 17.698964°

Long 83.300311°

16/09/22 04:30 PM GMT +05:30



Visakhapatnam, Andhra Pradesh, India

22-29-16, Port Area, Visakhapatnam, Andhra Pradesh

530020, India

Lat 17.698948°

Long 83.300335°



Visakhapatnam, Andhra Pradesh, India

22-29-16, Port Area, Visakhapatnam, Andhra Pradesh

530020, India

Lat 17.698948°

Long 83.300346°



Visakhapatnam, Andhra Pradesh, India

22-29-16, Port Area, Visakhapatnam, Andhra Pradesh

530020, India

Lat 17.698948°

Long 83.300335°



GPS Map Camera

KUTHI RAHA
Google

Visakhapatnam, Andhra Pradesh, India
22-29-16, Port Area, Visakhapatnam, Andhra Pradesh
530020, India
Lat 17.698981°
Long 83.30033°
16/09/22 04:32 PM GMT +05:30



GPS Ma

Visakhapatnam, Andhra Pradesh, In
22-29-16, Port Area, Visakhapatnam, Andhra Prade
530020, India
Lat 17.698956°
Long 83.300311°
16/09/22 04:30 PM GMT +05:30



Visakhapatnam, Andhra Prades
22-29-16, Port Area, Visakhapatnam, A
Pradesh 530020, India
Lat 17.699010°
Long 83.300457°
16/09/22 04:19 PM GMT +05:30

Describe the problems you have identified in the community

PROBLEMS IN TALANIPATA

1. proper drainage system is not there.
2. There is high chance of floods in this area during heavy rain as the near by water tank gets filled full of rain water and surplus water flows into area.
[Tal village is besides this tank]
3. Cleanliness means maintaining our surroundings, home, and body neat and clean.
4. Neglecting garbage and body neat and clean materials by not disposing of them properly.
5. open defecation.
6. open sewerage
7. Drinking contaminated water
8. failure to exterminate mosquitoes.
9. open sewerage system.
10. mosquitoes are a nuisance
11. water is wasted by negligence
12. open defecation: if this issue is not taken seriously which is very dangerous to people's health, the faeces excreted by it and urine will enter the water and food and then entering the mouth and spread infections.

Short-term and long term action plan for possible solutions for the problems identified and that could be recommended to the concerned authorities for implementation.

SOLUTIONS FOR THE PROBLEMS OF JALARTATA:

- *. proper drainage system should be laid in area.
 - *. some streets are not having street lights.
 - *. some people are still living in very poor sanitary conditions.
 - *. volunteers and ASHA workers should motivate and guide them about health and hygiene.
 - *. I have never seen municipality workers to sweep the main roads in area and drain - go cleaning and bleaching the dirty areas.
 - *. I request CIVMC to take necessary actions.
 - *. working staff are not working pro perly. and the garbage of our locality remains unremoved.
 - *. It has the unpleasant smell. emitted here due to the become difficult us to smell emitted from that heap of garbage.
- These of Sir, I request you to solve this problems as soon as possible you quick action will be highly appreciated.

Description of the Community awareness programme/s conducted w.r.t the problems and their outcomes.

Community awareness programmes:-

on total 6 community awareness programmes were conducted in pedda jalapate

1. Clean lines and hygienic

2. Women Empowerment

3. Green Earth make it Happen

4. Digital in Rural

5. Dry waste and wet waste separations.

6. Health and hygiene.

Healthy and hygiene programme is to bring awareness among rural areas to have clean surroundings and have healthy diet and healthy habits.

Women Empowerment is to aware, care about the women development and its necessity in present society.

Green Earth make it happen awareness programme is to make rural areas are clean and green and by this programme, are aware to not to use non-degradable materials and to plant trees in areas. Rural Digitalization programme was conducted to aware the importance of digitalization in day to day life.

Student Self-Evaluation for the Community Service Project

Student Name: KIMODU. GANESH

Registration No: 720130805234

Period of CSP: From: Oct-01 To: Dec-28

Date of Evaluation: 16/03/2023

Name of the Person in-charge: P. Venkatesh

Address with mobile number: 6302816236

Please rate your performance in the following areas:

Rating Scale: 1 is lowest and 5 is highest rank

1) Oral communication	1	2	3	4	5
2) Written communication	1	2	3	4	5
3) Proactiveness	1	2	3	4	5
4) Interaction ability with community	1	2	3	4	5
5) Positive Attitude	1	2	3	4	5
6) Self-confidence	1	2	3	4	5
7) Ability to learn	1	2	3	4	5
8) Work Plan and organization	1	2	3	4	5
9) Professionalism	1	2	3	4	5
10) Creativity	1	2	3	4	5
11) Quality of work done	1	2	3	4	5
12) Time Management	1	2	3	4	5
13) Understanding the Community	1	2	3	4	5
14) Achievement of Desired Outcomes	1	2	3	4	5
15) OVERALL PERFORMANCE	1	2	3	4	5

Date: 16/03/23

K. Ganesh
Signature of the Student

Evaluation by the Person in-charge in the Community/Habitation

Student Name: KIMODU. GANESH
 Registration No: 72 013 08 05234
 Period of CSP: From: Oct-01 To: Dec-28
 Date of Evaluation: 16/03/23
 Name of the Person in-charge: K. Kavitha
 Address with mobile number: 9400058589


Please rate the student's performance in the following areas:

Please note that your evaluation shall be done independent of the Student's self-evaluation

Rating Scale: 1 is lowest and 5 is highest rank

1) Oral communication	1	2	3	4	5
2) Written communication	1	2	3	4	5
3) Proactiveness	1	2	3	4	5
4) Interaction ability with community	1	2	3	4	5
5) Positive Attitude	1	2	3	4	5
6) Self-confidence	1	2	3	4	5
7) Ability to learn	1	2	3	4	5
8) Work Plan and organization	1	2	3	4	5
9) Professionalism	1	2	3	4	5
10) Creativity	1	2	3	4	5
11) Quality of work done	1	2	3	4	5
12) Time Management	1	2	3	4	5
13) Understanding the Community	1	2	3	4	5
14) Achievement of Desired Outcomes	1	2	3	4	5
15) OVERALL PERFORMANCE	1	2	3	4	5

Date: 16/03/23


 Signature of the Supervisor

21086206
 WOODYARD STREET
 SECRETARIAT